
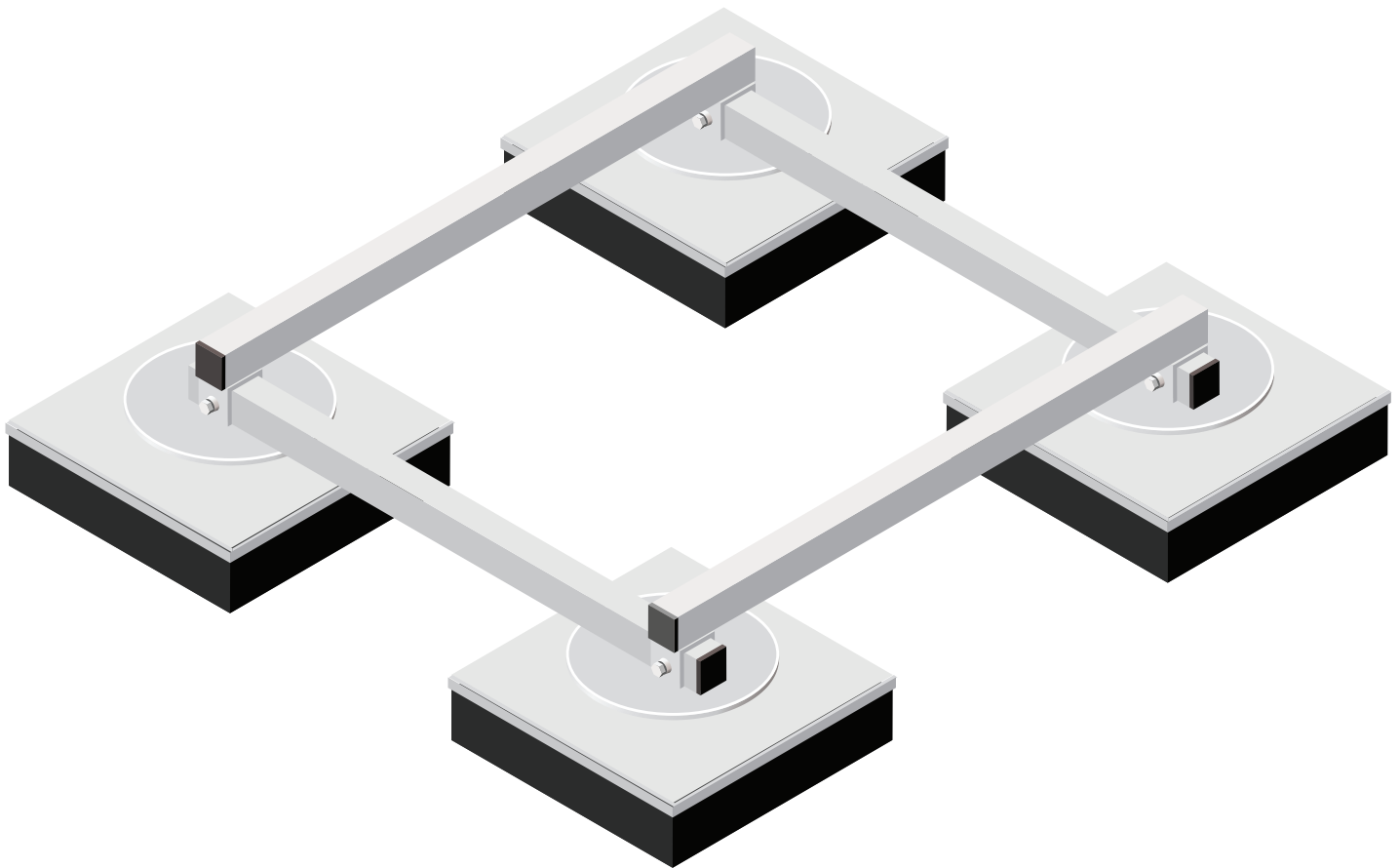




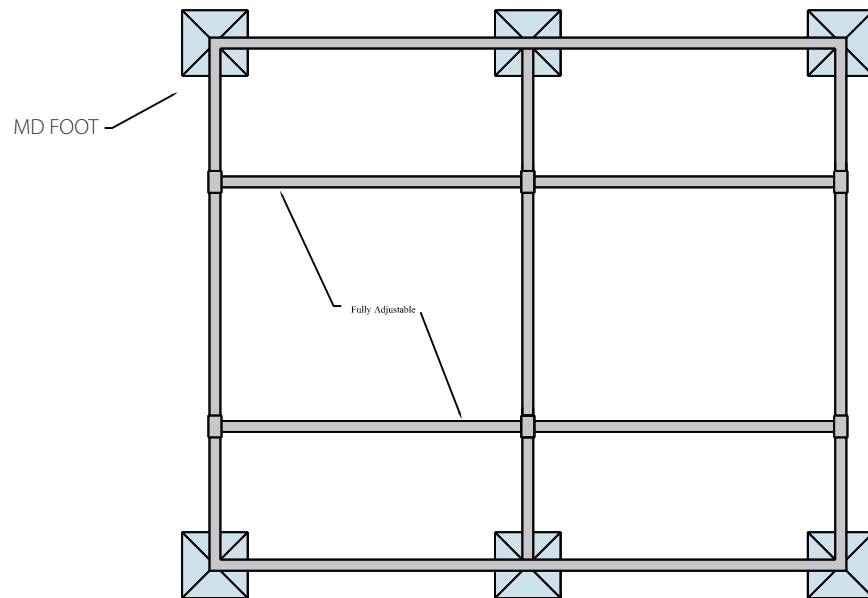
# Low Level Support Frame



This drawing remains the property of Roof Runner and is loaned on condition that it is not reproduced, copied or loaned to any third party, in part or whole, without our expressed permission.



## Low Level SUPPORT FRAME



### Technical Data

Project application:	HVAC mounting support frames
Roofing:	Membrane and Bitumen
Material:	Mild steel BS EN 10025 Yield 280 N/mm <sup>2</sup> Ultimate tensile strength 370 N/mm <sup>2</sup>
Protection:	HDG BS EN ISO 1461
Base material:	Closed cell polyethelene 67 kg/m <sup>3</sup>
Fasteners:	BS 6946 BS EN Yield stress 170/mm 21

### Components

50 RHS steel box section cross support section BS EN 10025 S275
41 x 41 slotted steel channel cross support section BS EN 10025
RR MD support feet height adjustable

